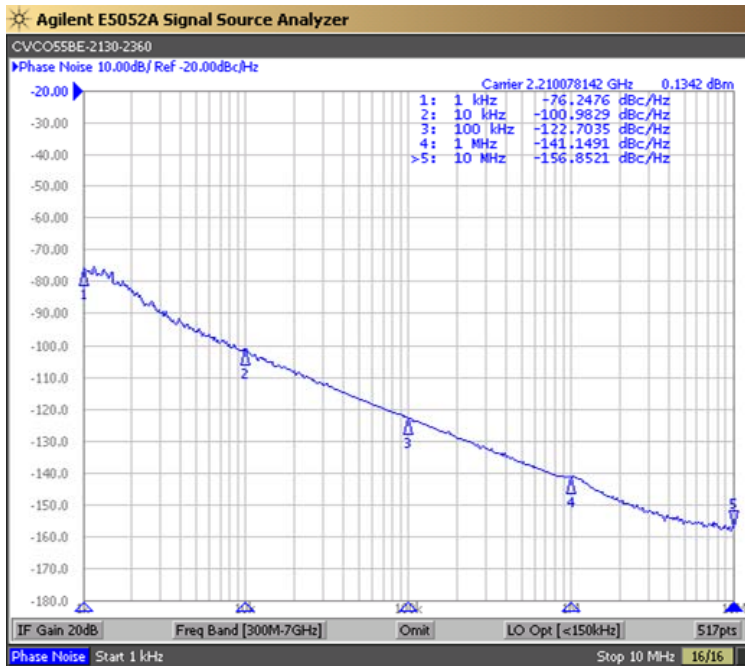


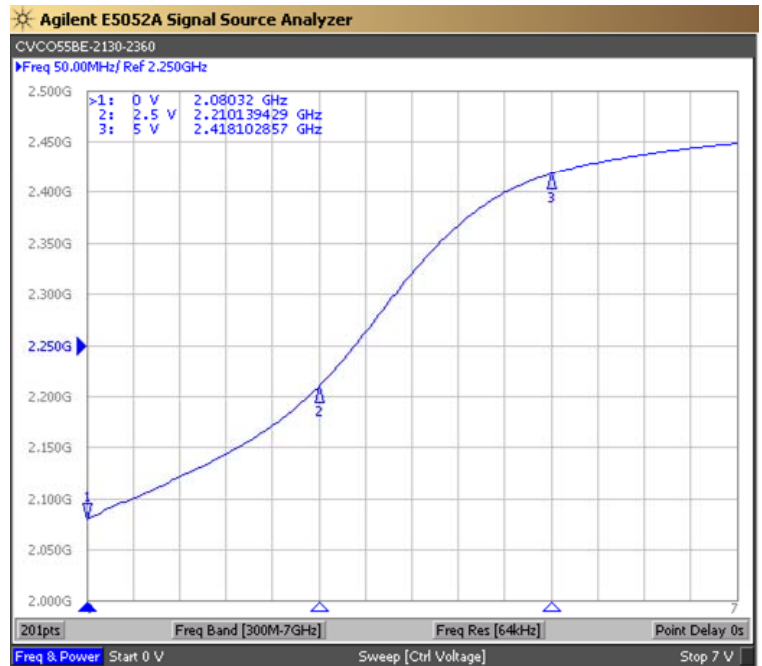


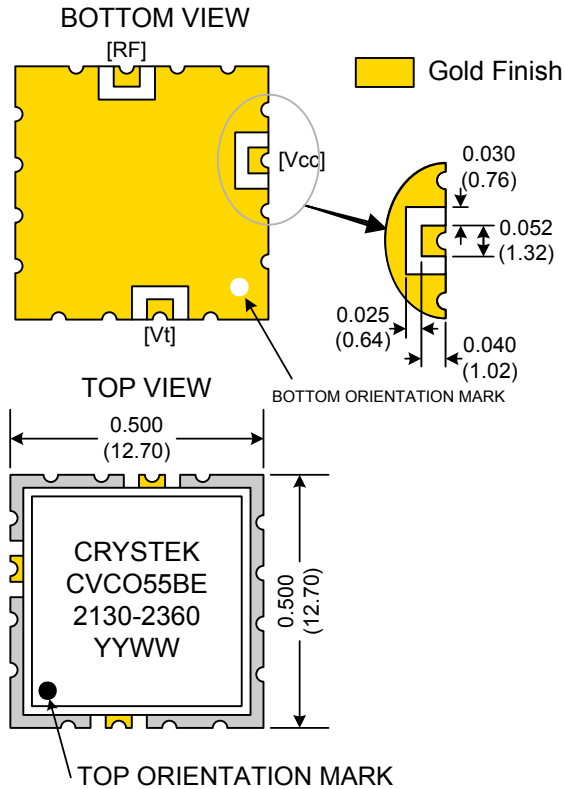
PERFORMANCE SPECIFICATION	MIN	TYP	MAX	UNITS
Lower Frequency:			2130	MHz
Upper Frequency:	2360			MHz
Tuning Voltage:	0		5.0	VDC
Supply Voltage:	4.75	5.0	5.25	VDC
Output Power:	-2.0	0	+2.0	dBm
Supply Current:		20	25	mA
Harmonic Suppression (2 nd Harmonic):		-12	-10	dBc
Pushing:			3.0	MHz/V
Pulling, all Phases:			7.0	MHz pk-pk
Tuning Sensitivity:		70		MHz/V
Phase Noise @ 10kHz offset:		-103		dBc/Hz
Phase Noise @ 100kHz offset:		-125		dBc/Hz
Load Impedance:		50		Ω
Input Capacitance:			20	pF
Operating Temperature Range:	-40		+85	$^{\circ}\text{C}$
Storage Temperature Range:	-45		+90	$^{\circ}\text{C}$

Phase Noise (1 Hz BW, Typical)



Tuning Curve (Typical)





Pad	Connection
2	Vt
10	RF-OUTPUT
14	Vcc
Others	GROUND

- Unless otherwise specified, Dimensions are in: $\frac{IN}{(mm)}$
- Pad Location Dimensions are in: Inches

TAPE AND REEL



Drawing not to scale

Product Control:

Crystek Part Number:	CVCO55BE-2130-2360	Release Date:	10-March-08
Revision Level:	D	Responsible:	C. Vales

Specification is subject to change without notice

Page 2 of 2